





CONCRETE BATCHING PLANTS



DKD EXPORT

Table of Contents

- 01** About Our Company
- 02** Stationary Batching Plants
- 03** Mobile Batching Plants
- 04** Mixers





About Our Company

“Everything
about
concrete”

DKD Export has been a symbol of trust and excellence in international trade since 2015. Committed to delivering global solutions with the highest quality standards, DKD Export stands out with its fast and efficient service approach. Headquartered in Ankara, our company continues to create value worldwide through expertise and innovative strategies.

Stationary Batching Plants

DKD 35 SB

Plant Capacity

Compacted Concrete	35 m ³ /hr
Cycle Time	60 cycles/hr

Mixer Specifications

Mixer Capacity	0.5 m ³
Dry Capacity	750 lt
Compacted Concrete	500 lt
Motor Power	18.5 kW

Aggregate Bunker

Aggregate Compartments	4 units
Compartments Capacity	10 m ³
Total Capacity	40 m ³
Number of Cover	4 set

Mixer Feeding Conveyor

Width	600 mm
Length	15.000 mm
Motor Power	7.5 kW

Aggregate Weighing Conveyor

Width	600 mm
Length	13.500 mm
Motor Power	7.5 kW

Total Motor Power

Standart (1 silos)	100 kW
--------------------	--------

Weighers

Aggregate Weighing	1.400 kg
Cement Weighing	250 kg
Water Weighing	150 kg
Additive Weighing	20 kg

Cement Screw Conveyor

Diameter	193 mm
Length	8.000 mm
Motor Power	7.5 kW

Cement Silo

Capacity	50 ton
Number	1 - 2 - 3 unit

Compressor

Capacity	900 lt/min
Working Pressure	7 bar
Motor Power	5.5 kW

Stationary Batching Plants

DKD 60 SB

Plant Capacity

Compacted Concrete	60 m ³ /hr
Cycle Time	60 cycles/hr

Mixer Specifications

Mixer Capacity	1 m ³
Dry Capacity	1.500 lt
Compacted Concrete	1.000 lt
Motor Power	37 kW

Aggregate Bunker

Aggregate Compartments	4 units
Compartments Capacity	20 m ³
Total Capacity	80 m ³
Number of Cover	16 set

Mixer Feeding Conveyor

Width	800 mm
Length	28.000 mm
Motor Power	30 kW

Aggregate Weighing Conveyor

Width	800 mm
Length	14.600 mm
Motor Power	11 kW

Total Motor Power

Standart (1 silos)	120 kW
--------------------	--------

Weighers

Aggregate Weighing	2.700 kg
Cement Weighing	500 kg
Water Weighing	300 kg
Additive Weighing	20 kg

Cement Screw Conveyor

Diameter	219 mm
Length	10.000 mm
Motor Power	11 kW

Cement Silo

Capacity	75 ton
Number	2 - 4 - 6 unit

Compressor

Capacity	1.800 lt/min
Working Pressure	10 bar
Motor Power	7.5 kW

Stationary Batching Plants

DKD 100 SB

Plant Capacity

Compacted Concrete 100 m³/hr
Cycle Time 60 cycles/hr

Mixer Specifications

Mixer Capacity 2.2 m³
Dry Capacity 3.500 lt
Compacted Concrete 2.250 lt
Motor Power 2x45 kW

Aggregate Bunker

Aggregate Compartments 4 units
Compartments Capacity 30 m³
Total Capacity 120 m³
Number of Cover 8 set

Mixer Feeding Conveyor

Width 1.000 mm
Length 30.000 mm
Motor Power 37 kW

Aggregate Weighing Conveyor

Width 1.000 mm
Length 16.000 mm
Motor Power 15 kW

Total Motor Power

Standart (1 silos) 175 kW

Weighers

Aggregate Weighing 4.700 kg
Cement Weighing 1.000 kg
Water Weighing 700 kg
Additive Weighing 40 kg

Cement Screw Conveyor

Diameter 273 mm
Length 10.000 mm
Motor Power 15 kW

Cement Silo

Capacity 100 ton
Number 2 - 4 - 6 unit

Compressor

Capacity 2.400 lt/min
Working Pressure 10 bar
Motor Power 11 kW

Stationary Batching Plants

DKD 130 SB

Plant Capacity

Compacted Concrete	130 m ³ /hr
Cycle Time	50 cycles/hr

Mixer Specifications

Mixer Capacity	3.35 m ³
Dry Capacity	5.000 lt
Compacted Concrete	3.350 lt
Motor Power	2x55 kW

Aggregate Bunker

Aggregate Compartments	4 units
Compartments Capacity	30 m ³
Total Capacity	120 m ³
Number of Cover	8 set

Mixer Feeding Conveyor

Width	1.000 mm
Length	32.000 mm
Motor Power	37 kW

Aggregate Weighing Conveyor

Width	1.000 mm
Length	15.750 mm
Motor Power	18.5 kW

Total Motor Power

Standart (1 silos)	215 kW
--------------------	--------

Weighers

Aggregate Weighing	5.500 kg
Cement Weighing	1.750 kg
Water Weighing	1.000 kg
Additive Weighing	40 kg

Cement Screw Conveyor

Diameter	273 mm
Length	10.000 mm
Motor Power	15 kW

Cement Silo

Capacity	100 ton
Number	2 - 4 - 6 unit

Compressor

Capacity	2.400 lt/min
Working Pressure	10 bar
Motor Power	11 kW

Stationary Batching Plants

DKD 160 SB

Plant Capacity

Compacted Concrete 160 m³/hr
Cycle Time 50 cycles/hr

Mixer Specifications

Mixer Capacity 5.0 m³
Dry Capacity 7.500 lt
Compacted Concrete 5.000 lt
Motor Power 2x90 kW

Aggregate Bunker

Aggregate Compartments 4 units
Compartments Capacity 40 m³
Total Capacity 160 m³
Number of Cover 8 set

Mixer Feeding Conveyor

Width 1.200 mm
Length 37.750 mm
Motor Power 55 kW

Aggregate Weighing Conveyor

Width 2x1.200 mm
Length 2x10.000 mm
Motor Power 2x15 kW

Total Motor Power

Standart (1 silos) 310 kW

Weighers

Aggregate Weighing 9.500 kg
Cement Weighing 2.400 kg
Water Weighing 1.250 kg
Additive Weighing 40 kg

Cement Screw Conveyor

Diameter 323 mm
Length 10.000 mm
Motor Power 18.5 kW

Cement Silo

Capacity 100 ton
Number 2 - 4 - 6 unit

Compressor

Capacity 2.400 lt/min
Working Pressure 10 bar
Motor Power 11 kW

Stationary Batching Plants

DKD 180 SB

Plant Capacity

Compacted Concrete 180 m³/hr
Cycle Time 50 cycles/hr

Mixer Specifications

Mixer Capacity 5 m³
Dry Capacity 7.500 lt
Compacted Concrete 5.000 lt
Motor Power 2x90 kW

Aggregate Bunker

Aggregate Compartments 4 units
Compartments Capacity 45 m³
Total Capacity 180 m³
Number of Cover 12 set

Mixer Feeding Conveyor

Width 1.200 mm
Length 35.850 mm
Motor Power 55 kW

Aggregate Weighing Conveyor

Width 1.200 mm
Length 11.000 mm
Motor Power 2x15 kW

Total Motor Power

Standart (1 silos) 325 kW

Weighers

Aggregate Weighing 11.500 kg
Cement Weighing 3.000 kg
Water Weighing 1.750 kg
Additive Weighing 40 kg

Cement Screw Conveyor


Diameter 323 mm
Length 10.000 mm
Motor Power 18.5 kW

Cement Silo

Capacity 100 ton
Number 2 - 4 - 6 unit

Compressor

Capacity 2.400 lt/min
Working Pressure 10 bar
Motor Power 11 kW



Mobile Batching Plants

DKD 60 MBS

Plant Capacity

Compacted Concrete 60 m³/hr
Cycle Time 60 cycles/hr

Mixer Specifications

Mixer Capacity 1 m³
Dry Capacity 1.500 lt
Compacted Concrete 1.000 lt
Motor Power 37 kW

Aggregate Bunker

Aggregate Compartments 4 units
Compartments Capacity 12 m³
Total Capacity 48 m³
Number of Cover 4 set

Mixer Feeding Conveyor

Width 800 mm
Length 14.500 mm
Motor Power 11 kW

Aggregate Weighing Conveyor

Max. Loading Capacity 1 m³
Vibrators 2 set - 200/3
Discharge Double Cover
Number of Pistons 2 sets

Total Motor Power

Standart (1 silos) 90 kW

Weighers

Aggregate Weighing 2.700 kg
Cement Weighing 600 kg
Water Weighing 400 kg
Additive Weighing 40 kg

Cement Screw Conveyor

Diameter 219 mm
Length 10.000 mm
Motor Power 11 kW

Cement Silo

Capacity 50-75-100 ton
Number 1 - 2 - 3 unit

Compressor

Capacity 900 lt/min
Working Pressure 10 bar
Motor Power 5.5 kW

Mobile Batching Plants

DKD 100 MBS

Plant Capacity

Compacted Concrete 100 m³/hr
Cycle Time 50 cycles/hr

Mixer Specifications

Mixer Capacity 2 m³
Dry Capacity 3.000 lt
Compacted Concrete 2.000 lt
Motor Power 2x37 kW

Aggregate Bunker

Aggregate Compartments 4 units
Compartments Capacity 15 m³
Total Capacity 60 m³
Number of Cover 4 set

Mixer Feeding Conveyor

Width 1.000 mm
Length 16.000 mm
Motor Power 22 kW

Aggregate Weighing Conveyor

Max. Loading Capacity 3 m³
Vibrators 2 set - 200/3
Discharge Double Cover
Number of Pistons 2 sets

Total Motor Power

Standart (1 silos) 160 kW

Weighers

Aggregate Weighing 4.700 kg
Cement Weighing 1000 kg
Water Weighing 600 kg
Additive Weighing 40 kg

Cement Screw Conveyor

Diameter 273 mm
Length 10.000 mm
Motor Power 15 kW

Cement Silo

Capacity 100 ton
Number 2 - 4 - 6 unit

Compressor

Capacity 1.100 lt/min
Working Pressure 10 bar
Motor Power 7.5 kW

Mobile Batching Plants

DKD 120 MBS

Plant Capacity

Compacted Concrete 120 m³/hr
Cycle Time 50 cycles/hr

Mixer Specifications

Mixer Capacity 3 m³
Dry Capacity 4.500 lt
Compacted Concrete 3.000 lt
Motor Power 2x55 kW

Aggregate Bunker

Aggregate Compartments 4 units
Compartments Capacity 30 m³
Total Capacity 120 m³
Number of Cover 4 set

Mixer Feeding Conveyor

Width 1.200 mm
Length 17.000 mm
Motor Power 30 kW

Aggregate Weighing Conveyor

Width 1.000 mm
Length 15.750 mm
Motor Power 18.5 kW

Total Motor Power

Standart (1 silos) 200 kW

Weighers

Aggregate Weighing 5.500 kg
Cement Weighing 1.600 kg
Water Weighing 1.000 kg
Additive Weighing 100 kg

Cement Screw Conveyor

Diameter 273 mm
Length 10.000 mm
Motor Power 15 kW

Cement Silo

Capacity 100 ton
Number 2 - 4 - 6 unit

Compressor

Capacity 2.400 lt/min
Working Pressure 10 bar
Motor Power 11 kW

www.dkd.biz.tr

DKD EXPORT

phone +90 312 385 90 58
address Ahi Evran Avenue, Ahi Business Center,
23/21 Ostim Ankara
email info@dkd.biz.tr

